

On-Line Registration 2014 - 2015



HERITAGE ACADEMY

“Building America’s Heroes”

PowerSchool Log In

www.heritageacademyaz.com

Click here to access
PowerSchool



Heritage Academy
Building America's Heroes

    PowerSchool

[About](#) [Academics](#) [Resources](#) [Giving](#) [Apply](#)

Enroll Today!
Laveen | Queen Creek

1 2 3 4 5 6

 [Donate](#)

 [Event Calendar
Mesa Campus](#)

 [Event Calendar
Queen Creek](#)

 [Event Calendar
Laveen Campus](#)

Log In Screen


EXISTING USERS:
Sign in using login and password you previously created

The screenshot shows the PowerSchool login interface. At the top, the 'PowerSchool' logo is displayed. Below it, the 'Parent Sign In' section contains two input fields: 'Username' and 'Password'. A link for 'Having trouble signing in?' is positioned below the password field. A 'Sign In' button is located at the bottom right of this section. A horizontal dashed line separates this from the 'Create an Account' section. This section includes a heading, a descriptive paragraph, a 'Learn more' link, and a 'Create Account' button. At the very bottom, there is a small copyright notice: '© 2014 PowerSchool Education, Inc., or its affiliate(s). All rights reserved.'

FIRST TIME USERS:
Click here to create your personal account

PowerSchool

Create Parent Account

First Name	<input type="text" value="Enter parent first name here"/>
Last Name	<input type="text" value="Enter parent last name here"/>
Email	<input type="text" value="enter your email here"/>
Desired Username	<input type="text" value="Create a user name"/>
Password	<input type="password" value="••••••••"/>  Strong
Re-enter Password	<input type="password" value="••••••••"/>

Password must:

- Be at least 6 characters long

Complete all appropriate fields, including password

Link Students to Account

Enter the Access ID, Access Password, and Relationship for each student you wish to add to your Parent Account

	Student Name	Access ID	Access Password	Relationship
1.	<input type="text" value="Your first child"/>	<input type="text" value="access id from letter"/>	<input type="password" value="•••"/>	<input type="text" value="Father"/>
2.	<input type="text" value="Your second child"/>	<input type="text" value="access id from letter"/>	<input type="password" value="•••"/>	<input type="text" value="Father"/>
3.	<input type="text" value="Your third child"/>	<input type="text" value="access id from letter"/>	<input type="password" value="•••"/>	<input type="text" value="Father"/>
4.	<input type="text"/>	<input type="text"/>	<input type="password"/>	<input type="text" value="-- Choose"/>
5.	<input type="text"/>	<input type="text"/>	<input type="password"/>	<input type="text" value="-- Choose"/>
6.	<input type="text"/>	<input type="text"/>	<input type="password"/>	<input type="text" value="-- Choose"/>
7.	<input type="text"/>	<input type="text"/>	<input type="password"/>	<input type="text" value="-- Choose"/>

Enter each individual access password for your children

Enter

PowerSchool

Parent Sign In

Username

Password

[Having trouble signing in?](#)

Sign In

Create an Account

Create a parent account that allows you to view all of your child's information with one account. You can also manage your account preferences. [Learn more.](#)

Create Account

Sign in using login and password you created



Select 'Class Registration'

PowerSchool

[Grades and Attendance](#)
[Grade History](#)
[Attendance History](#)
[Email Notification](#)
[Teacher Comments](#)
[School](#)
[Class Registration](#)
[My Calendars](#)


[Logout](#)


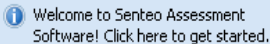
Grades and Attendance | Standards Grades

Grades and Attendance

Attendance By Class










Exp	Last Week					This Week					Course	Q1	Q2	E1	Q3	Q4	E2	Absences	Tardies
	M	T	W	H	F	M	T	W	H	F									
P1(M-F)											Fnd of Geometry Schaller, Gary	0						0	0
P2(M-F)												0						0	0
P3(M-F)											Survey Amer Lit Grande, Suzanne	0						0	0
P4(M-F)											Gen USH 1 Tracey, Byron	0						0	0
P5(M-F)											H Spanish* Wolansky, Maria	--						0	0
P6(M-F)											Lunch Staff, Cafe	--						0	0
P7(M-F)											Health 10 Shaw, William	--						0	0
P8(M-F)											Study Gartner, Karen	--						0	0



View all offerings in each subject area

Navigation

-  Grades and Attendance
-  Grade History
-  Attendance History
-  Teacher Comments
-  School Bulletin
-  Class Registration
-  Balance
-  My Calendars
-  School Information



Welcome to the Heritage Academy Class Registration System for 2013-2014 School Year

7th Grade Students will have 2 electives. If you have tested out of the reading requirement, you will have four electives. You are registering for both semesters.

Core Classes

These core classes have been pre-selected for you. All 7th grade Students will have English, Math, Science and Classical Languages all year long.

Jr Am/Az History1

011 - 0 credits



120 -



Click on pencil to see course offerings



Math

Please click the drop down menu to select the appropriate math class.



Click the edit button to request a course ⇒  

Music Requirement

All 7th graders are required to take a music class. Please select the appropriate choir class or instrumental class. If you are taking an instrumental class and would to have a choir class in addition as one of your electives, please use the elective menu below to make the request.

Click the edit button to request a course ⇒  

Writing & Reading Requirement 1st Semester or 1st Elective

Click the edit button to request a course ⇒  

Make Appropriate Selections

below to make the request.

Writing & Reading Requirement 1st Semester or 1st Elective
If you are required to be in the writing/reading class you must make that selection here. If you have tested out of writing please select the elective of your choice.

<input checked="" type="checkbox"/>	Course Name	Number	Credits	Prerequisite Note	Alerts
<input type="checkbox"/>	Concert Band	330	0.5		
<input type="checkbox"/>	Dance I	501	0		
<input type="checkbox"/>	Dance II	502	0.5		
<input type="checkbox"/>	Fitness	708	0		
<input type="checkbox"/>	Flag Football	758b	0	FEE for Flag Football	
<input type="checkbox"/>	Golf	759	0.5	FEE for Golf	
<input type="checkbox"/>	Jr Art				
<input type="checkbox"/>	Jr Drama				
<input type="checkbox"/>	Jr High Basketball			FEE for basketball	
<input type="checkbox"/>	Jr High Girls Basketball			FEE each semester	

1 2 3 next > last >>

Click the appropriate course

Review course Prerequisite Notes

1st Alternate ! You may select 1 course. You have selected 0 courses. Cancel Okay

Alternate classes are used to replace an elective that will not fit into your schedule. Please choose your 1st alternate class here. Alternate classes should be different from the ones selected in the electives menu.

2nd Alternate Class Click the edit button to request a course => !

Choose an Elective

below to make the request.

Writing & Reading Requirement 1st Semester or 1st Elective
If you are required to be in the writing/reading class you must make that selection here. If you have tested out of writing please select the elective of your choice.

<input checked="" type="checkbox"/>	Course Name	Number	Credits	Alerts
<input type="checkbox"/>	Concert Band	330		
<input type="checkbox"/>	Dance I			
<input type="checkbox"/>	Dance II			
<input type="checkbox"/>	Fitness			
<input type="checkbox"/>	Golf TM	754		
<input type="checkbox"/>	Jr Art	561	0	
<input type="checkbox"/>	Jr Drama	531	0	
<input type="checkbox"/>	Jr High Basketball	752b	0	FEE for basketball
<input type="checkbox"/>	Jr High Girls Basketball	762b	0	FEE each semester

Each elective available for your grade level will appear in the elective box and include prerequisites

1st Alternate **!** You may select 1 course. You have selected 0 courses. Cancel Okay

2nd Alternate Class Click the edit button to request a course →

Submit Request

Grade 10 Math
Select one math class. Students must complete 5 credits in math in order to graduate.

Grade 10 Science
Select one science course. Students must complete 15 credits in science in order to graduate.

Grade 10 Social Studies
Students must take 10 credits in US History.

Grade 10 World Language
Students must complete at least 5 credits in World Language but it is highly recommended for any student planning on attending college in 4 years.

Financial Literacy
Starting with freshman class of 2010-2011, students must complete 2.5 credits in financial literacy in order to graduate.

Grade 10 Electives
Students may choose more than one elective.

Click the edit button to request a course → ✎ !

button to request a course → ✎ !

button to request a course → ✎ !

button to request a course → ✎ ✓

button to request a course → ✎ !

button to request a course → ✎ ✓

es between 30 and 47 credit hours. !
Requesting a course with credit hours.

Submit

After selecting all your courses press submit and print out page.

<input checked="" type="checkbox"/>	Course Name	Number	Credits	Prerequisite Note	Alerts
<input type="checkbox"/>	Band	8560		This course meets a student's Visual / Performing Arts Requirement. Ability to	
<input type="checkbox"/>	Band/Choral	8720			
<input type="checkbox"/>	Band/Ens	8600	1	Band/Ens is reserved to all band instrument players in accordance with the student's individual class schedule.	
<input type="checkbox"/>	Band/Lab	8580	3	This course meets a student's Visual / Performing Arts Requirement. The student participates in Band three days per week. These days interlock with the student's two science lab days. This course may be taken more than once.	

PEARSON Copyright © 2005 - 2010 Pearson Education, Inc., or its affiliate(s). All rights reserved.



Completed Schedules

are due by

Monday, April 12th!!!